



# Official ASBK Test

## Phillip Island GP Circuit

### February 2 & 3



ASBK.COM.AU f t i y

### SUPERSPORT Practice 5

Date: 03/02/19  
Event: P20  
Weather: Sunny - Temp: 24.5C  
Track: Dry - Temp: 35.0C

Started at: 10:26:14  
Laps: 25 Min  
Starters: 15  
Printed at: 10:54

### CLASSIFICATION

Pos	No	Name	Machine	Fastest Lap	On Lap	Behind Prev	Behind Leader	Top Speed
1	7	Tom TOPARIS (NSW) / Landbridge Yamaha / YRT / Leda Nutrition / Ganter Constructions	Yamaha YZF-R6	1:35.295	6 of 6			264
2	27	Nicholas LIMINTON (SA) / Yamaha Motor Aust. / Race Bike Services / Ohlins / Maxima Oils	Yamaha YZF-R6	1:37.273	8 of 9	1.978	1.978	255
3	17	Broc PEARSON (QLD)	Yamaha YZF-R6	1:37.900	5 of 7	.627	2.605	261
4	68	Oli BAYLISS (QLD)	Yamaha YZF-R6	1:38.292	8 of 9	.392	2.997	250
5	46	Aidan HAYES (NSW) / Hayes Johnston Pty Ltd Chartered Accountants	Yamaha YZF-R6	1:38.496	4 of 11	.204	3.201	258
6	54	Sam LAMBERT (NT) / Mv Agusta Aus-NZ / Fuchs Silkolene / Bridgestone / Ride Dynamics	MV Agusta F3	1:39.052	8 of 10	.556	3.757	263
7	33	Reid BATTYE (NSW) / Suzuki / RidelineRoadbikeshop / Link international / AGV / Macna / TCX	Suzuki GSX-R	1:39.126	9 of 10	.074	3.831	256
8	85	Ty LYNCH (SA) / Australian Outdoor Living / A-Plus Diesel / Adelaide M-cycle Recovery	Yamaha YZF-R6	1:39.136	7 of 8	.010	3.841	257
9	52	Ryan TAYLOR (VIC) / Arden Homes / Pablos' M-cycle Tyres / YRD / RTR	Yamaha YZF-R6	1:39.182	7 of 10	.046	3.887	258
10	61	Rhys BELLING (VIC) / LXI Racing / YRD / Yamaha / The Grinning Dingo / AARK Susp. & Tuning	Yamaha YZF-R6	1:39.591	4 of 10	.409	4.296	262
11	96	Luke MITCHELL (NSW) / JNL Racing / YRD	Yamaha YZF-R6	1:39.776	8 of 9	.185	4.481	256
12	82	Chris QUINN (NSW) / Coopers Dry / The Channon Tavern	Yamaha YZF-R6	1:40.268	6 of 8	.492	4.973	252
13	39	Scott NICHOLSON (VIC) / Traction Control Motorsport	Suzuki GSX-R	1:40.332	8 of 11	.064	5.037	255
14	555	Andrew EDSER (NSW) / KHB Racing	Kawasaki ZX6R	1:40.831	4 of 6	.499	5.536	254
15	88	Luke SANDERS (VIC)	Yamaha YZF-R6	1:50.942	1 of 1	10.111	15.647	254

New best lap for SS class - Previous: 1:35.330 by Mark CHIODO (VIC) on a Triumph Daytona set on 07/10/17



*Scott Laing*  
Chief Time Keeper - Scott Laing

Clerk of Course - Simon Maas

Computime Race Timing Systems Pty Ltd © 1996  
Licensed to Computime Race Timing Systems

[www.computime.com.au](http://www.computime.com.au)

COMPUTIME RACE TIMING SYSTEMS PTY LTD





# 2019 Official ASBK Test

## Phillip Island GP Circuit

### February 2 & 3



ASBK.COM.AU f t i y

### SUPERSPORT Practice 5

Date: 03/02/19  
Event: P20  
Weather: Sunny - Temp: 24.5C  
Track: Dry - Temp: 35.0C



Started at: 10:26:14  
Laps: 25 Min  
Starters: 15  
Printed at: 10:54

### LAP TIMES

No	Name	Lap 1	Lap 2	Lap 3	Lap 4	Lap 5	Lap 6	Lap 7	Lap 8	Lap 9	Lap 10
7	Tom TOPARIS (NSW)	2:39.870	1:37.564	1:36.716	6:58.470	1:43.556	<b>1:35.295</b>				
17	Broc PEARSON (QLD)	11:14.912	2:01.680	1:43.804	1:38.264	<b>1:37.900</b>	1:42.401	1:38.776			
27	Nicholas LIMINTON (SA)	1:48.982	1:39.453	1:37.988	1:37.560	5:54.808	1:53.179	1:42.935	<b>1:37.273</b>	1:37.460	
33	Reid BATTYE (NSW)	1:54.076	1:40.074	1:39.811	1:39.413	4:35.920	1:58.830	1:39.501	1:39.390	<b>1:39.126</b>	1:42.253
39	Scott NICHOLSON (VIC)	1:48.869	1:41.399	1:40.921	1:40.414	4:53.625	1:47.446	1:40.406	<b>1:40.332</b>	1:40.660	1:40.697
	10	1:40.719									
46	Aidan HAYES (NSW)	1:48.779	1:39.542	1:41.131	<b>1:38.496</b>	4:07.262	1:48.219	1:38.947	1:38.753	1:38.640	1:38.882
	10	1:42.335									
52	Ryan TAYLOR (VIC)	1:51.567	1:40.506	1:40.386	5:23.323	1:46.734	1:39.683	<b>1:39.182</b>	1:43.256	1:39.291	1:40.596
54	Sam LAMBERT (NT)	1:51.435	1:40.238	1:39.457	1:39.102	5:57.627	1:49.156	1:39.083	<b>1:39.052</b>	1:39.396	1:39.105
61	Rhys BELLING (VIC)	1:50.834	1:40.098	1:39.777	<b>1:39.591</b>	5:43.715	2:00.639	1:40.749	1:39.898	1:39.996	1:40.296
68	Oli BAYLISS (QLD)	5:10.569	1:52.380	4:07.637	1:46.719	1:44.114	1:39.426	1:38.445	<b>1:38.292</b>	2:43.422	
82	Chris QUINN (NSW)	2:01.631	1:42.052	1:41.564	4:14.768	1:48.592	<b>1:40.268</b>	4:20.149	1:50.086		
85	Ty LYNCH (SA)	1:53.072	1:40.328	1:39.302	4:33.320	1:45.405	1:39.583	<b>1:39.136</b>	3:22.641		
88	Luke SANDERS (VIC)	<b>1:50.942</b>									
96	Luke MITCHELL (NSW)	1:57.821	1:41.184	1:40.126	1:39.837	4:43.426	1:55.579	1:42.063	<b>1:39.776</b>	1:39.866	
555	Andrew EDSER (NSW)	1:51.836	1:42.460	1:41.521	<b>1:40.831</b>	4:52.963	1:48.505				

*Scott Laing*  
Chief Time Keeper - Scott Laing

.....  
Clerk of Course - Simon Maas



Computime Race Timing Systems Pty Ltd © 1996  
Licensed to Computime Race Timing Systems  
[www.computime.com.au](http://www.computime.com.au)

COMPUTIME RACE TIMING SYSTEMS PTY LTD



2019

# Official ASBK Test

## Phillip Island GP Circuit

### February 2 & 3



ASBK.COM.AU f t i y

### SUPERSPORT Practice 5

Date: 03/02/19  
Event: P20  
Weather: Sunny - Temp: 24.5C  
Track: Dry - Temp: 35.0C


Started at: 10:26:14  
Laps: 25 Min  
Starters: 15  
Printed at: 10:54

### SPLIT TIMES

Lap	Split 1	Split 2	Split 3	Split 4	Lap Time	Spd	Lap	Split 1	Split 2	Split 3	Split 4	Lap Time	Spd
<b>7 Tom TOPARIS (NSW) (1st)</b>							<b>39 Scott NICHOLSON (VIC) (13th)</b>						
1		1:52.578	19.343	27.949	2:39.870 P		1	30.922	30.114	19.447	28.386	1:48.869 P	
2	23.617	28.192	18.543	27.212	1:37.564	257	2	24.337	29.622	19.332	28.108	1:41.399	252
3	23.251	27.929	18.384	27.152	1:36.716	260	3	24.073	29.538	19.365	<b>27.945</b>	1:40.921	254
4	23.199	28.260	19.167	5:47.844	6:58.470	262	4	24.115	29.161	19.142	27.996	1:40.414	254
5	29.485	28.653	18.541	26.877	1:43.556 P		5	<b>23.818</b>	4:29.807			4:53.625	255
6	<b>22.823</b>	<b>27.720</b>	<b>18.129</b>	<b>26.623</b>	<b>1:35.295</b>	264	6	30.101	29.689	19.316	28.340	1:47.446 P	
							7	24.083	29.300	<b>19.067</b>	27.956	1:40.406	254
							8	24.037	<b>29.142</b>	19.177	27.976	<b>1:40.332</b>	254
<b>17 Broc PEARSON (QLD) (3rd)</b>							<b>46 Aidan HAYES (NSW) (5th)</b>						
1	42.562	34.871	22.720	9:34.759	11:14.912 P		1	31.813	29.639	19.216	28.111	1:48.779 P	
2	41.123	32.505	19.546	28.506	2:01.680 P		2	24.032	29.111	18.856	27.543	1:39.542	254
3	23.699	28.812	21.400	29.893	1:43.804	260	3	23.775	29.286	19.902	28.168	1:41.131	258
4	23.609	28.694	18.657	27.304	1:38.264	261	4	<b>23.351</b>	<b>28.618</b>	18.711	27.816	<b>1:38.496</b>	257
5	<b>23.425</b>	<b>28.668</b>	<b>18.542</b>	<b>27.265</b>	<b>1:37.900</b>	261	5	23.960	3:43.302			4:07.262	255
6	25.518	29.679	19.431	27.773	1:42.401	260	6	30.649	30.767	19.043	27.760	1:48.219 P	
7	23.530	28.676	18.804	27.766	1:38.776	259	7	23.674	29.001	18.769	<b>27.503</b>	1:38.947	258
							8	23.524	28.792	<b>18.710</b>	27.727	1:38.753	255
<b>27 Nicholas LIMINTON (SA) (2nd)</b>							<b>52 Ryan TAYLOR (VIC) (9th)</b>						
1	31.293	30.187	19.395	28.107	1:48.982 P		1	33.449	29.730	19.573	28.815	1:51.567 P	
2	23.889	28.990	19.182	27.392	1:39.453	251	2	24.195	29.177	19.267	27.867	1:40.506	255
3	23.605	28.570	18.492	27.321	1:37.988	254	3	23.912	28.807	19.199	28.468	1:40.386	257
4	23.336	28.509	18.471	27.244	1:37.560	255	4	23.753	<b>28.576</b>	19.074	4:11.920	5:23.323	258
5	25.611	5:29.197			5:54.808	254	5	31.046	28.913	19.101	27.674	1:46.734 P	
6	35.852	30.449	19.235	27.643	1:53.179 P		6	23.974	28.876	19.069	27.764	1:39.683	257
7	23.460	32.632	19.230	27.613	1:42.935	254	7	23.838	28.690	<b>18.987</b>	27.667	<b>1:39.182</b>	257
8	23.282	<b>28.394</b>	<b>18.362</b>	<b>27.235</b>	<b>1:37.273</b>	254	8	23.918	29.986	21.010	28.342	1:43.256	257
9	<b>23.271</b>	28.552	18.385	27.252	1:37.460	253	9	<b>23.741</b>	28.721	19.173	<b>27.656</b>	1:39.291	256
							10	24.267	29.153	19.483	27.693	1:40.596	258
<b>33 Reid BATTYE (NSW) (7th)</b>							<b>54 Sam LAMBERT (NT) (6th)</b>						
1	34.981	30.712	19.633	28.750	1:54.076 P		1	33.449	29.730	19.573	28.815	1:51.567 P	
2	24.140	28.972	18.870	28.092	1:40.074	247	2	24.195	29.177	19.267	27.867	1:40.506	255
3	23.917	29.028	18.942	27.924	1:39.811	248	3	23.912	28.807	19.199	28.468	1:40.386	257
4	23.820	28.876	19.007	<b>27.710</b>	1:39.413	251	4	23.753	<b>28.576</b>	19.074	4:11.920	5:23.323	258
5	25.468	4:10.452			4:35.920	244	5	31.046	28.913	19.101	27.674	1:46.734 P	
6	39.944	29.485	20.761	28.640	1:58.830 P		6	23.974	28.876	19.069	27.764	1:39.683	257
7	23.825	28.936	18.878	27.862	1:39.501	249	7	23.838	28.690	<b>18.987</b>	27.667	<b>1:39.182</b>	257
8	24.090	<b>28.722</b>	<b>18.713</b>	27.865	1:39.390	248	8	23.918	29.986	21.010	28.342	1:43.256	257
9	<b>23.742</b>	28.760	18.806	27.818	<b>1:39.126</b>	256	9	<b>23.741</b>	28.721	19.173	<b>27.656</b>	1:39.291	256
10	23.753	29.013	19.483	30.004	1:42.253	252	10	24.267	29.153	19.483	27.693	1:40.596	258

*Scott Laing*  
Chief Time Keeper - Scott Laing

Clerk of Course - Simon Maas



Computime Race Timing Systems Pty Ltd © 1996  
Licensed to Computime Race Timing Systems  
[www.computime.com.au](http://www.computime.com.au)

COMPUTIME RACE TIMING SYSTEMS PTY LTD



2019

# Official ASBK Test

## Phillip Island GP Circuit

### February 2 & 3



ASBK.COM.AU f t i y

### SUPERSPORT Practice 5

Date: 03/02/19  
Event: P20  
Weather: Sunny - Temp: 24.5C  
Track: Dry - Temp: 35.0C


Started at: 10:26:14  
Laps: 25 Min  
Starters: 15  
Printed at: 10:54

### SPLIT TIMES

Lap	Split 1	Split 2	Split 3	Split 4	Lap Time	Spd	Lap	Split 1	Split 2	Split 3	Split 4	Lap Time	Spd
1	34.142	29.750	19.390	28.153	1:51.435	P	5	30.946	30.019	19.442	28.185	1:48.592	P
2	24.044	29.079	19.076	28.039	1:40.238	255	6	24.139	29.197	<b>18.987</b>	<b>27.945</b>	<b>1:40.268</b>	252
3	23.869	28.906	18.937	27.745	1:39.457	258	7	<b>24.009</b>	<b>28.919</b>	45.341	2:41.880	4:20.149	252
4	<b>23.589</b>	28.947	18.908	27.658	1:39.102	260	8	32.308	30.024	19.403	28.351	1:50.086	P
5	23.595	29.057	20.789	4:44.186	5:57.627	263							
6	31.915	30.154	19.062	28.025	1:49.156	P							
7	23.910	28.858	<b>18.699</b>	<b>27.616</b>	1:39.083	260	<b>85 Ty LYNCH (SA) (8th)</b>						
8	23.659	<b>28.852</b>	18.865	27.676	<b>1:39.052</b>	261	1	35.565	29.626	19.515	28.366	1:53.072	P
9	23.696	28.917	19.012	27.771	1:39.396	256	2	24.187	29.003	19.125	28.013	1:40.328	251
10	23.705	28.936	18.712	27.752	1:39.105	254	3	23.818	<b>28.743</b>	19.028	27.713	1:39.302	254
							4	28.527	28.872	20.662	3:15.259	4:33.320	257
							5	29.778	28.795	18.942	27.890	1:45.405	P
<b>61 Rhys BELLING (VIC) (10th)</b>							6	<b>23.788</b>	29.028	18.987	27.780	1:39.583	253
1	33.645	29.607	19.446	28.136	1:50.834	P	7	23.861	28.764	<b>18.929</b>	<b>27.582</b>	<b>1:39.136</b>	254
2	24.092	28.853	19.386	27.767	1:40.098	258	8	31.375	31.008	19.622	2:00.636	3:22.641	254
3	23.991	28.866	19.171	27.749	1:39.777	260							
4	23.994	28.737	19.119	<b>27.741</b>	<b>1:39.591</b>	257	<b>88 Luke SANDERS (VIC) (15th)</b>						
5	<b>23.949</b>	28.749	20.062	4:30.955	5:43.715	254	1	<b>32.192</b>	<b>30.409</b>	<b>19.659</b>	<b>28.682</b>	<b>1:50.942</b>	P
6	32.494	41.090	19.152	27.903	2:00.639	P							
7	24.522	29.065	<b>19.046</b>	28.116	1:40.749	255	<b>96 Luke MITCHELL (NSW) (11th)</b>						
8	23.971	28.906	19.256	27.765	1:39.898	262	1	36.626	32.463	19.942	28.790	1:57.821	P
9	24.101	28.836	19.179	27.880	1:39.996	251	2	24.355	29.278	19.471	28.080	1:41.184	252
10	24.276	<b>28.726</b>	19.241	28.053	1:40.296	246	3	24.091	28.893	19.131	28.011	1:40.126	254
							4	24.039	28.816	19.155	<b>27.827</b>	1:39.837	255
<b>68 Oli BAYLISS (QLD) (4th)</b>							5	25.958	34.079	24.033	3:19.356	4:43.426	255
1	32.017	30.897	20.518	3:47.137	5:10.569	P	6	34.119	32.216	20.537	28.707	1:55.579	P
2	36.165	29.480	18.976	27.759	1:52.380	P	7	24.848	29.794	19.360	28.061	1:42.063	256
3	23.667	28.593	19.772	2:55.605	4:07.637	250	8	<b>23.955</b>	<b>28.798</b>	19.129	27.894	<b>1:39.776</b>	256
4	30.124	29.324	<b>18.752</b>	28.519	1:46.719	P	9	23.973	28.877	<b>19.055</b>	27.961	1:39.866	256
5	23.776	28.963	23.180	28.195	1:44.114	248							
6	23.949	28.798	19.368	<b>27.311</b>	1:39.426	247	<b>555 Andrew EDSER (NSW) (14th)</b>						
7	23.715	<b>28.452</b>	18.769	27.509	1:38.445	250	1	31.563	30.889	19.811	29.573	1:51.836	P
8	<b>23.594</b>	28.565	18.791	27.342	<b>1:38.292</b>	248	2	24.839	29.767	19.558	28.296	1:42.460	249
9	27.035	33.341	22.592	1:20.454	2:43.422	247	3	24.526	29.458	<b>19.246</b>	28.291	1:41.521	251
<b>82 Chris QUINN (NSW) (12th)</b>							4	<b>24.139</b>	29.385	19.381	<b>27.926</b>	<b>1:40.831</b>	253
1	38.595	33.479	20.461	29.096	2:01.631	P	5	24.170	<b>29.086</b>	21.935	3:37.772	4:52.963	254
2	24.576	29.469	19.437	28.570	1:42.052	249	6	31.692	29.361	19.421	28.031	1:48.505	P
3	24.584	29.479	19.212	28.289	1:41.564	252							
4	24.248	29.153	21.889	2:59.478	4:14.768	252							

*Scott Laing*  
Chief Time Keeper - Scott Laing

Clerk of Course - Simon Maas



Computime Race Timing Systems Pty Ltd © 1996  
Licensed to Computime Race Timing Systems  
[www.computime.com.au](http://www.computime.com.au)

COMPUTIME RACE TIMING SYSTEMS PTY LTD



**2019**  
**Official ASBK Test**  
**Phillip Island GP Circuit**  
**February 2 & 3**



ASBK.COM.AU f t i y

**SUPERSPORT**  
**Practice 5**

Date: 03/02/19  
 Event: P20  
 Weather: Sunny - Temp: 24.5C  
 Track: Dry - Temp: 35.0C


Started at: 10:26:14  
 Laps: 25 Min  
 Starters: 15  
 Printed at: 10:54

**FASTEST LAPS SEQUENCE**

Race Time	No	Name	Machine	Fastest Lap	On Lap
2:19.196	555	Andrew EDSER (NSW)	Kawasaki ZX6R	1:51.836	1
2:40.935	54	Sam LAMBERT (NT)	MV Agusta F3	1:51.435	1
2:41.135	61	Rhys BELLING (VIC)	Yamaha YZF-R6	1:50.834	1
2:50.621	39	Scott NICHOLSON (VIC)	Suzuki GSX-R	1:48.869	1
3:12.970	46	Aidan HAYES (NSW)	Yamaha YZF-R6	1:48.779	1
4:01.656	555	Andrew EDSER (NSW)	Kawasaki ZX6R	1:42.460	2
4:19.385	96	Luke MITCHELL (NSW)	Yamaha YZF-R6	1:41.184	2
4:21.173	54	Sam LAMBERT (NT)	MV Agusta F3	1:40.238	2
4:21.233	61	Rhys BELLING (VIC)	Yamaha YZF-R6	1:40.098	2
4:49.639	27	Nicholas LIMINTON (SA)	Yamaha YZF-R6	1:39.453	2
4:57.607	7	Tom TOPARIS (NSW)	Yamaha YZF-R6	1:37.564	2
6:34.323	7	Tom TOPARIS (NSW)	Yamaha YZF-R6	1:36.716	3
16:51.644	7	Tom TOPARIS (NSW)	Yamaha YZF-R6	1:35.295	6

*Scott Laing*  
 Chief Time Keeper - Scott Laing

.....  
 Clerk of Course - Simon Maas



Computime Race Timing Systems Pty Ltd © 1996  
 Licensed to Computime Race Timing Systems  
[www.computime.com.au](http://www.computime.com.au)

**COMPUTIME RACE TIMING SYSTEMS PTY LTD**



# 2019 Official ASBK Test Phillip Island GP Circuit February 2 & 3



ASBK.COM.AU f t i y

## SUPERSPORT Practice 5

Date: 03/02/19  
Event: P20  
Weather: Sunny - Temp: 24.5C  
Track: Dry - Temp: 35.0C

Started at: 10:26:14  
Laps: 25 Min  
Starters: 15  
Printed at: 10:54


### BEST PARTIAL TIMES

Pos	Split 1		Split 2		Split 3		Split 4		LAP		Ideal	Fastest
	Name	Time	Name	Time	Name	Time	Name	Time	Name	Time		
1	T. TOPARIS	22.823	T. TOPARIS	27.720	T. TOPARIS	18.129	T. TOPARIS	26.623	T. TOPARIS	1:35.295	1:35.295	
2	N. LIMINTON	23.271	N. LIMINTON	28.394	N. LIMINTON	18.362	N. LIMINTON	27.235	N. LIMINTON	1:37.262	1:37.273	
3	A. HAYES	23.351	O. BAYLISS	28.452	B. PEARSON	18.542	B. PEARSON	27.265	B. PEARSON	1:37.900	1:37.900	
4	B. PEARSON	23.425	R. TAYLOR	28.576	S. LAMBERT	18.699	O. BAYLISS	27.311	O. BAYLISS	1:38.109	1:38.292	
5	S. LAMBERT	23.589	A. HAYES	28.618	A. HAYES	18.710	A. HAYES	27.503	A. HAYES	1:38.182	1:38.496	
6	O. BAYLISS	23.594	B. PEARSON	28.668	R. BATTYE	18.713	T. LYNCH	27.582	S. LAMBERT	1:38.756	1:39.052	
7	R. TAYLOR	23.741	R. BATTYE	28.722	O. BAYLISS	18.752	S. LAMBERT	27.616	R. BATTYE	1:38.887	1:39.126	
8	R. BATTYE	23.742	R. BELLING	28.726	T. LYNCH	18.929	R. TAYLOR	27.656	R. TAYLOR	1:38.960	1:39.182	
9	T. LYNCH	23.788	T. LYNCH	28.743	R. TAYLOR	18.987	R. BATTYE	27.710	T. LYNCH	1:39.042	1:39.136	
10	S. NICHOLSO	23.818	L. MITCHELL	28.798	C. QUINN	18.987	R. BELLING	27.741	R. BELLING	1:39.462	1:39.591	
11	R. BELLING	23.949	S. LAMBERT	28.852	R. BELLING	19.046	L. MITCHELL	27.827	L. MITCHELL	1:39.635	1:39.776	
12	L. MITCHELL	23.955	C. QUINN	28.919	L. MITCHELL	19.055	A. EDSER	27.926	C. QUINN	1:39.860	1:40.268	
13	C. QUINN	24.009	A. EDSER	29.086	S. NICHOLSO	19.067	C. QUINN	27.945	S. NICHOLSO	1:39.972	1:40.332	
14	A. EDSER	24.139	S. NICHOLSO	29.142	A. EDSER	19.246	S. NICHOLSO	27.945	A. EDSER	1:40.397	1:40.831	
15	L. SANDERS	24.578	L. SANDERS	29.963	L. SANDERS	19.659	L. SANDERS	28.682	L. SANDERS	1:42.882	1:50.942	

Scott Laing

Chief Time Keeper - Scott Laing

Clerk of Course - Simon Maas



Computime Race Timing Systems Pty Ltd © 1996  
Licensed to Computime Race Timing Systems

[www.computime.com.au](http://www.computime.com.au)

**COMPUTIME RACE TIMING SYSTEMS PTY LTD**